

# Guide for Athlete Bib Voucher



# How you issue



All participants are required to issue their athlete bib exchange voucher online. Please check the following methods to complete the process.

| How to issue   | Representative        | Friends, family entry  |
|--|-----------------------|--|
| ① Via Guidance Email (Email Delivery on November 22 and December 5)              | ● Will receive Emails | Representative receives Emails.  |
| ② Via the "Authentication Screen" displayed on the top page of the race website. | ●                     | can be completed if you have the email address (representative's address) and the date of birth (for each individual). |

## ● Check-in Windows

Date & Time: Saturday, December 7, 10 am to 8 pm

Venue: Rohto Arena Nara

<https://maps.app.goo.gl/DnsGVhJcTxxTSDeS8>



## ● T-Shirt Pickup

Date & Time: Saturday, December 7, 10 am to 8 pm

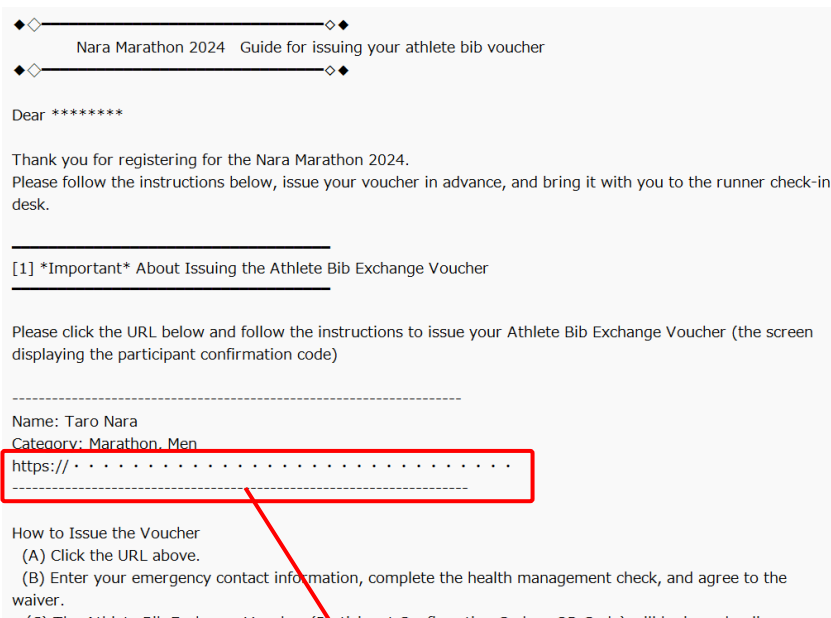
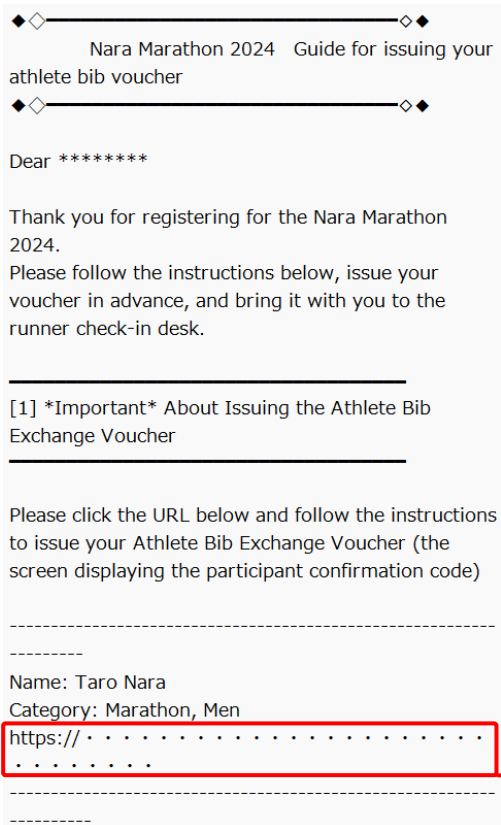
Venue: Rohto Konoike Park Parking (in EXPO area)

<https://maps.app.goo.gl/ePb2xDGnR9ZpVPeZA>



# ① Guidance Email

① Please click the URL provided in the email you received.




② 誓約書画面が表示されるので、以下を入力して、誓約書に同意をお願いいたします。

## 緊急連絡先：①氏名・②続柄・③TEL

※ペアリレーマラソン・ミニ奈良マラソンのペアの部に参加される方は、ペア相手の緊急連絡先も必ず登録してください。

※緊急連絡先とは、出走中の体調不良等、緊急を要する場合の連絡先（近親者など）で、必ず当日連絡のつく方の電話番号を記入してください。

※誓約書は1度入力すると、変更できないため書き間違いなどご注意ください。



# ① Guidance Email

③ The Athlete Bib Voucher will be displayed online. Please either display it on your smartphone or print it out, ensuring the participant authentication code (QR code) is visible, and bring it with you to the check-in window.

## Smartphone Screen

Smartphone screen showing the participant verification code (QR code) and bib details. The QR code is highlighted with a red box. Below the QR code, the bib details are displayed in a table format:

|                    |              |
|--------------------|--------------|
| Bib Number         | 00001        |
| Name               | TARO NARA    |
| Category           | Marathon Men |
| Start time :       | 09:00        |
| Start Block :      | B            |
| T-shirts :         | M            |
| Bib Pick-up Desk : | 30           |

Download as PDF

## Computer Screen

Computer screen showing the participant verification code (QR code) and bib details. The QR code is highlighted with a red box. Below the QR code, the bib details are displayed in a table format:

|                    |              |               |           |
|--------------------|--------------|---------------|-----------|
| Bib Number         | 00001        | Name          | TARO NARA |
| Category           | Marathon Men |               |           |
| Start time :       | 09:00        | Start Block : | B         |
| T-shirts :         | M            |               |           |
| Bib Pick-up Desk : | 30           |               |           |

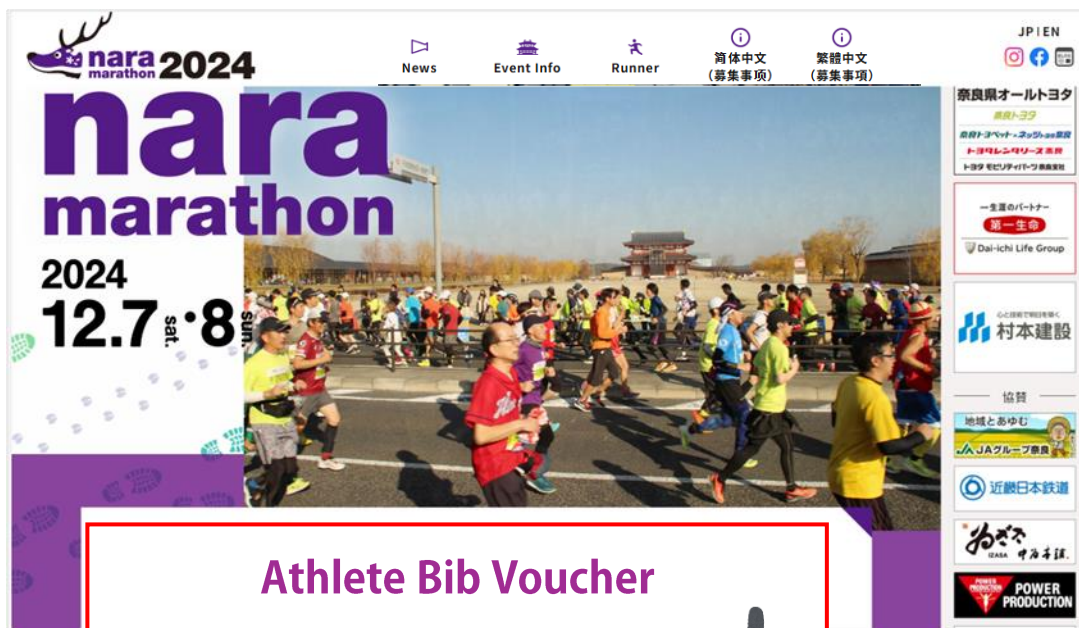
Download as PDF

② Via the “Authentication Screen” linked on the top page of the race website.



① Access to the top page of the race website

<https://www.nara-marathon.jp/>



② The authentication screen will be displayed. Please enter the following information.

1. The email address registered during entry (the email address where the notification email was sent)

\* For group or family entries, this will be the representative's email address.

2. Date of birth

\* For group or family entries, this will be your own date of birth.

RUN PASSPORT WEB 参加票発行サービス 日本語 | ENGLISH | 简体中文 | 繁體中文

NARA MARATHON 2024

Please enter your email address and date of birth to confirm your identification.

The email address you registered upon entry. (The email address where you received the guidance information.)

Date of Birth

Year    Month    Day

**Issue**



② Via the "Authentication Screen" linked on the top page of the race website.



③ The consent form screen will appear. Please enter the following information and agree to the consent form:

Emergency contact information:

- ① Name
- ② Relationship
- ③ Phone number

\* For participants in the Pair Relay Marathon or Pair Division of the Mini Nara Marathon, please be sure to register the emergency contact information for your pair partner as well.

\* The emergency contact refers to someone who can be reached in case of an emergency, such as a health issue during the run (e.g., a close relative). Make sure to provide the phone number of someone who can be reached on the event day.

**Note:** Once the consent form is submitted, it cannot be edited. Please double-check for any mistakes before submitting.

RUN PASSPORT WEB 参加票発行サービス | 日本語 | ENGLISH | 简体中文 | 繁體中文

nara 2024 NARA MARATHON 2024

Welcome,

Please enter your emergency contact information and agree to the Terms.

\* Required field.

Bib Number

Name

Category

Name \* : [input field]

Relationship \* : [input field]

Phone Number \* : [input field]

ペア相手/緊急連絡先氏名 (※ベアリレーマラソン・ミニ奈良マラソンペアの部のみ記入)  
 Pair partner / emergency contact name (\* Fill in only the pair relay marathon / mini Nara marathon pair section) : [input field]

Emergency Contacts

ペア相手/緊急連絡先続柄 (※ベアリレーマラソン・ミニ奈良マラソンペアの部のみ記入)  
 Pair partner / emergency contact relationship (\* Fill in only the pair relay marathon / mini Nara marathon pair section) : [input field]

ペア相手/緊急連絡先TEL (※ベアリレーマラソン・ミニ奈良マラソンペアの部のみ記入)  
 Pair partner / emergency contact TEL (\* Fill in only the pair relay marathon / mini Nara marathon pair section) : [input field]

Terms

- I (the participant) confirm that there are no errors in the emergency contact information above. (The emergency contact is someone who can definitely be reachable on the day of the race.)
- I agree to comply with the competition rules and precautions posted on the official website or in the race participation guide.
- I will be mindful of my health, ensuring I am in excellent condition, free from heart disease or other health issues and have completed sufficient training to participate in this race. I will monitor my physical condition carefully (see page 5 in Guide for Participants ), and if I feel unwell, I will withdraw from the race or participate cautiously.

I agree with the terms outlined above in participating in the event.

I agree  I disagree

\* Minor participants need legal guardian consent.

Register



④ The Athlete Bib Voucher will be displayed online. Please either display it on your smartphone or print it out, ensuring that the QR code for the participant authentication code is visible, and bring it with you to the reception.

Smartphone Screen

RUN PASSPORT WEB 参加票発行サービス

nara 2024 NARA MARATHON 2024

Participant Verification Code

[QR Code]

Bib Number  
00001

Name  
TARO NARA

Category  
Marathon Men

Start time : 09:00

Start Block : B

T-shirts : M

Bib Pick-up Desk : 30

Download as PDF

Computer Screen

nara 2024 NARA MARATHON 2024

| Bib Number | Name      |
|------------|-----------|
| 00001      | TARO NARA |

Category  
Marathon Men

|                    |                 |
|--------------------|-----------------|
| Start time : 09:00 | Start Block : B |
|--------------------|-----------------|

T-shirts : M

Bib Pick-up Desk : 30

Participant Verification Code

[QR Code]

Download as PDF